

2003 OREGON VINEYARD AND WINERY REPORT

February, 2004
Frequency: Annual

There were a record number of Oregon vineyards and wineries in 2003. A record 1,199,086 cases of wine were sold and the all wine grape price rose to a record \$1,510 per ton. Unfilled wine grape needs reported by wineries were: Baco Noir, Dolcetto, Malbec, Muscat, Niagara, Pinot Gris, Pinot Noir, Riesling, Sauvignon Blanc, Syrah, Tempranillo, and Viognier. The Oregon Wine Board funded the survey.

Wine Grapes: Acreage, yield, production, price and value, by variety, Oregon, 2002-2003

| Variety | All planted acreage | | Harvested acreage | | Yield per harvested acre | | Production | | Price per ton | | Value of production | |
|----------------------------|---------------------|---------------|-------------------|---------------|--------------------------|-------------|---------------|---------------|----------------|----------------|----------------------|----------------|
| | 2002 | 2003 | 2002 | 2003 | 2002 | 2003 | 2002 | 2003 | 2002 | 2003 | 2002 | 2003 |
| | <i>Acres</i> | <i>Acres</i> | <i>Acres</i> | <i>Acres</i> | <i>Tons</i> | <i>Tons</i> | <i>Tons</i> | <i>Tons</i> | <i>Dollars</i> | <i>Dollars</i> | <i>1,000 Dollars</i> | <i>Dollars</i> |
| Cabemet Franc | 94 | 103 | 74 | 86 | 1.74 | 2.35 | 129 | 202 | 1,620 | 1,670 | 209 | 337 |
| Cabernet Sauvignon | 487 | 510 | 410 | 449 | 2.33 | 2.18 | 954 | 980 | 1,670 | 1,410 | 1,593 | 1,382 |
| Chardonnay | 1,060 | 927 | 831 | 729 | 2.73 | 2.40 | 2,269 | 1,748 | 930 | 1,020 | 2,110 | 1,783 |
| Gewurztraminer | 218 | 228 | 189 | 180 | 2.94 | 2.46 | 556 | 443 | 910 | 990 | 506 | 439 |
| Merlot | 559 | 579 | 417 | 407 | 2.38 | 2.66 | 992 | 1,082 | 1,350 | 1,320 | 1,339 | 1,428 |
| Muller Thurgau | 100 | 94 | 83 | 84 | 3.73 | 3.01 | 310 | 253 | 800 | 890 | 248 | 225 |
| Pinot Blanc | 154 | 178 | 147 | 144 | 2.73 | 2.59 | 401 | 373 | 1,260 | 1,080 | 505 | 403 |
| Pinot Gris | 1,526 | 1,797 | 1,374 | 1,644 | 2.90 | 2.83 | 3,983 | 4,645 | 1,180 | 1,090 | 4,700 | 5,063 |
| Pinot Noir | 6,450 | 7,366 | 4,731 | 5,781 | 1.97 | 1.91 | 9,312 | 11,061 | 1,910 | 1,930 | 17,786 | 21,348 |
| Sauvignon Blanc | 77 | 69 | 74 | 60 | 1.76 | 2.62 | 130 | 157 | 1,010 | 930 | 131 | 146 |
| Semillon | 50 | 44 | 47 | 36 | 2.79 | 2.50 | 131 | 90 | 950 | 950 | 124 | 86 |
| Syrah | 285 | 359 | 196 | 267 | 2.34 | 2.13 | 459 | 569 | 1,875 | 1,890 | 861 | 1,075 |
| White Riesling | 551 | 558 | 441 | 493 | 3.49 | 3.23 | 1,539 | 1,591 | 840 | 870 | 1,293 | 1,384 |
| Zinfandel | 69 | 66 | 35 | 37 | 2.51 | 2.41 | 88 | 89 | 1,650 | 1,690 | 145 | 150 |
| All others | 420 | 522 | 351 | 303 | 2.13 | 2.37 | 747 | 717 | 1,150 | 1,400 | 859 | 1,004 |
| Total ^{1/} | 12,100 | 13,400 | 9,400 | 10,700 | 2.34* | 2.24 | 22,000 | 24,000 | 1,470 | 1,510 | 32,340 | 36,240 |

^{1/} Totals may not add due to rounding.

* Revised for rounding to the nearest hundredth.

Wine Grapes: Vineyards, acreage, yield and production, by county, Oregon, 2002-2003

| County | Number of Vineyards | | All planted acreage | | Harvested acreage | | Yield per harvested acre | | Production | |
|--------------|---------------------|---------------|---------------------|---------------|-------------------|---------------|--------------------------|-------------|---------------|---------------|
| | 2002 | 2003 | 2002 | 2003 | 2002 | 2003 | 2002 | 2003 | 2002 | 2003 |
| | <i>Number</i> | <i>Number</i> | <i>Acres</i> | <i>Acres</i> | <i>Acres</i> | <i>Acres</i> | <i>Tons</i> | <i>Tons</i> | <i>Tons</i> | <i>Tons</i> |
| Benton | 28 | 30 | 410 | 401 | 312 | 326 | 2.06 | 2.02 | 642 | 658 |
| Clackamas | 22 | 30 | 213 | 249 | 172 | 205 | 2.38 | 2.30 | 410 | 472 |
| Douglas | 36 | 40 | 648 | 621 | 463 | 485 | 2.81 | 2.35 | 1,299 | 1,138 |
| Hood River | 10 | 11 | 118 | 105 | 97 | 83 | 2.24 | 1.90 | 217 | 158 |
| Jackson | 61 | 66 | 944 | 1,179 | 722 | 838 | 2.32 | 2.59 | 1,672 | 2,167 |
| Josephine | 29 | 32 | 471 | 553 | 351 | 341 | 1.63 | 2.29 | 571 | 781 |
| Lane | 37 | 38 | 695 | 718 | 464 | 596 | 2.33 | 2.47 | 1,081 | 1,470 |
| Linn | 7 | 10 | 56 | 74 | 33 | 29 | 1.73 | 1.69 | 57 | 49 |
| Marion | 23 | 38 | 657 | 935 | 622 | 838 | 3.20 | 2.15 | 1,993 | 1,803 |
| Polk | 61 | 66 | 1,754 | 2,003 | 1,385 | 1,623 | 1.76 | 2.01 | 2,439 | 3,269 |
| Umatilla | 15 | 19 | 413 | 413 | 370 | 364 | 3.34 | 2.54 | 1,236 | 925 |
| Wasco | 9 | 12 | 122 | 155 | 104 | 123 | 3.25 | 3.00 | 338 | 369 |
| Washington | 59 | 77 | 1,308 | 1,431 | 1,036 | 1,099 | 2.26 | 2.32 | 2,342 | 2,550 |
| Yamhill | 171 | 182 | 3,967 | 4,249 | 2,969 | 3,475 | 2.32 | 2.09 | 6,886 | 7,267 |
| All others | 14 | 22 | 324 | 314 | 300 | 275 | 2.72 | 3.36 | 817 | 924 |
| Total | 582 | 673 | 12,100 | 13,400 | 9,400 | 10,700 | 2.34* | 2.24 | 22,000 | 24,000 |

* Revised for rounding to the nearest hundredth.

Wine Grapes: Acreage, yield and production, by Oregon growing area, 2002-2003

| Growing area ^{1/} | Number of vineyards | | All planted acreage | | Harvested acreage | | Yield per harvested acre | | Production | |
|---|---------------------|--------------|---------------------|---------------|-------------------|---------------|--------------------------|-------------|---------------|---------------|
| | 2002 | 2003 | 2002 | 2003 | 2002 | 2003 | 2002 | 2003 | 2002 | 2003 |
| | <i>Acres</i> | <i>Acres</i> | <i>Acres</i> | <i>Acres</i> | <i>Acres</i> | <i>Acres</i> | <i>Tons</i> | <i>Tons</i> | <i>Tons</i> | <i>Tons</i> |
| Applegate Valley | 31 | 32 | 287 | 353 | 261 | 236 | 2.69 | 2.13 | 702 | 503 |
| Columbia River Valley , Walla Walla and at large | 48 | 50 | 977 | 981 | 871 | 875 | 2.08 | 2.69 | 1,809 | 2,350 |
| North Willamette Valley | 332 | 407 | 7,526 | 8,572 | 5,804 | 7,006 | 2.36 | 2.12 | 13,705 | 14,873 |
| Rogue Valley | 59 | 67 | 1,124 | 1,366 | 812 | 941 | 2.36 | 2.58 | 1,920 | 2,428 |
| South Willamette Valley | 76 | 77 | 1,538 | 1,507 | 1,189 | 1,157 | 2.30 | 2.34 | 2,734 | 2,708 |
| Umpqua Valley | 36 | 40 | 648 | 621 | 463 | 485 | 2.44 | 2.35 | 1,130 | 1,138 |
| Total | 582 | 673 | 12,100 | 13,400 | 9,400 | 10,700 | 2.34* | 2.24 | 22,000 | 24,000 |

^{1/} See <http://www.oregonwine.org> for growing area descriptions.

* Revised for rounding to the nearest hundredth.

Wine Grapes: Planted acreage, by variety and area, Oregon, 2003 and 2002 totals

| Area | Cabernet Sauvignon | Char-donnay | Gewurz-traminer | Merlot | Pinot Blanc | Pinot Gris | Pinot Noir | Syrah | White Riesling | All others | All varieties | |
|------------------------------|--------------------|--------------|-----------------|------------|-------------|--------------|--------------|------------|----------------|------------|---------------|---------------|
| | | | | | | | | | | | 2003 | 2002 |
| | | | | | | | | | | | <i>Acres</i> | <i>Acres</i> |
| Benton Co. | 7 | 18 | 11 | 1 | 3 | 52 | 270 | 2 | 9 | 28 | 401 | 410 |
| Douglas Co. | 60 | 64 | 13 | 32 | 2 | 56 | 166 | 38 | 44 | 146 | 621 | 648 |
| Jackson Co. | 192 | 94 | 11 | 330 | 5 | 93 | 66 | 158 | 20 | 210 | 1,179 | 944 |
| Josephine Co. | 17 | 52 | 25 | 67 | 4 | 86 | 248 | 12 | 21 | 21 | 553 | 471 |
| Lane Co. | 2 | 38 | 6 | 1 | 1 | 254 | 336 | -- | 41 | 39 | 718 | 695 |
| Marion Co. | 2 | 49 | 31 | 10 | 14 | 337 | 430 | 20 | 13 | 29 | 935 | 657 |
| Polk Co. | 3 | 133 | 20 | 3 | 69 | 239 | 1,441 | -- | 15 | 80 | 2,003 | 1,754 |
| Washington Co. | 1 | 82 | 28 | -- | 12 | 231 | 901 | 1 | 97 | 78 | 1,431 | 1,303 |
| Yamhill Co. | 7 | 323 | 23 | 2 | 67 | 360 | 3,206 | 7 | 114 | 140 | 4,249 | 3,967 |
| Other Valley ^{1/} | 3 | 38 | 19 | 4 | 1 | 72 | 243 | 5 | 24 | 28 | 437 | 334 |
| Columbia River ^{2/} | 216 | 36 | 41 | 129 | -- | 17 | 59 | 116 | 160 | 99 | 873 | 917 |
| Total, 2003 | 510 | 927 | 228 | 579 | 178 | 1,797 | 7,366 | 359 | 558 | 898 | 13,400 | -- |
| Total, 2002 | 487 | 1,060 | 218 | 559 | 154 | 1,526 | 6,450 | 285 | 551 | 810 | -- | 12,100 |

^{1/} Clackamas, Linn and Multnomah counties. ^{2/} Gilliam, Grant, Hood River, Morrow, Sherman, Umatilla and Wasco counties.

Wine Grapes: Harvested acreage, by variety and area, Oregon, 2003 and 2002 totals

| Area | Cabernet Sauvignon | Char-donnay | Gewurz-traminer | Merlot | Pinot Blanc | Pinot Gris | Pinot Noir | Syrah | White Riesling | All others | All varieties | |
|------------------------------|--------------------|-------------|-----------------|------------|-------------|--------------|--------------|------------|----------------|------------|---------------|--------------|
| | | | | | | | | | | | 2003 | 2002 |
| | | | | | | | | | | | <i>Acres</i> | <i>Acres</i> |
| Benton Co. | 7 | 10 | 7 | 1 | 2 | 49 | 224 | 2 | 7 | 17 | 326 | 312 |
| Douglas Co. | 55 | 38 | 12 | 24 | 2 | 55 | 135 | 30 | 35 | 99 | 485 | 463 |
| Jackson Co. | 172 | 55 | 9 | 240 | 3 | 86 | 35 | 98 | 18 | 122 | 838 | 722 |
| Josephine Co. | 7 | 27 | 12 | 14 | 4 | 58 | 181 | 6 | 21 | 11 | 341 | 351 |
| Lane Co. | 2 | 28 | 5 | 1 | 1 | 238 | 260 | -- | 38 | 23 | 596 | 464 |
| Marion Co. | 2 | 38 | 29 | 10 | 11 | 335 | 362 | 20 | 10 | 21 | 838 | 622 |
| Polk Co. | 3 | 118 | 18 | 3 | 49 | 231 | 1,140 | -- | 10 | 51 | 1,623 | 1,385 |
| Washington Co. | 1 | 74 | 27 | -- | 11 | 191 | 682 | -- | 76 | 37 | 1,099 | 1,036 |
| Yamhill Co. | 5 | 284 | 23 | 2 | 61 | 331 | 2,561 | 6 | 103 | 99 | 3,475 | 2,969 |
| Other Valley ^{1/} | 3 | 31 | 12 | 2 | -- | 55 | 157 | 5 | 19 | 27 | 311 | 263 |
| Columbia River ^{2/} | 192 | 26 | 26 | 110 | -- | 15 | 44 | 100 | 156 | 99 | 768 | 823 |
| Total, 2003 | 449 | 729 | 180 | 407 | 144 | 1,644 | 5,781 | 267 | 493 | 606 | 10,700 | -- |
| Total, 2002 | 410 | 831 | 189 | 417 | 147 | 1,374 | 4,731 | 196 | 441 | 664 | -- | 9,400 |

^{1/} Clackamas, Linn and Multnomah counties. ^{2/} Gilliam, Grant, Hood River, Morrow, Sherman, Umatilla and Wasco counties.

Wine Grapes: Production, by variety and area, Oregon, 2003 and 2002 totals

| Area | Cabernet Sauvignon | Char-donnay | Gewurz-traminer | Merlot | Pinot Blanc | Pinot Gris | Pinot Noir | Syrah | White Riesling | All others | All varieties | |
|------------------------------|--------------------|-------------|-----------------|-------------|-------------|-------------|-------------|-------------|----------------|-------------|---------------|-------------|
| | | | | | | | | | | | 2003 | 2002 |
| | <i>Tons</i> | <i>Tons</i> | <i>Tons</i> | <i>Tons</i> | <i>Tons</i> | <i>Tons</i> | <i>Tons</i> | <i>Tons</i> | <i>Tons</i> | <i>Tons</i> | <i>Tons</i> | <i>Tons</i> |
| Benton Co. | 11 | 25 | 16 | 2 | 6 | 96 | 438 | 2 | 22 | 40 | 658 | 642 |
| Douglas Co. | 72 | 103 | 33 | 49 | 4 | 223 | 346 | 35 | 108 | 165 | 1,138 | 1,299 |
| Jackson Co. | 395 | 156 | 9 | 640 | 9 | 322 | 74 | 206 | 32 | 324 | 2,167 | 1,672 |
| Josephine Co. | 15 | 59 | 35 | 23 | 11 | 164 | 358 | 9 | 84 | 23 | 781 | 571 |
| Lane Co. | 4 | 53 | 8 | 3 | 2 | 815 | 468 | -- | 82 | 35 | 1,470 | 1,081 |
| Marion Co. | 4 | 61 | 82 | 30 | 28 | 740 | 691 | 41 | 43 | 83 | 1,803 | 1,993 |
| Polk Co. | 6 | 262 | 34 | 6 | 109 | 593 | 2,087 | -- | 20 | 152 | 3,269 | 2,439 |
| Washington Co. | 3 | 151 | 58 | -- | 35 | 574 | 1,317 | -- | 301 | 111 | 2,550 | 2,342 |
| Yamhill Co. | 7 | 755 | 46 | 4 | 169 | 930 | 4,892 | 6 | 235 | 223 | 7,267 | 6,886 |
| Other Valley ^{1/} | 7 | 49 | 30 | 4 | -- | 145 | 304 | 9 | 41 | 56 | 645 | 594 |
| Columbia River ^{2/} | 456 | 74 | 92 | 321 | -- | 43 | 86 | 261 | 623 | 296 | 2,252 | 2,481 |
| Total, 2003 | 980 | 1,748 | 443 | 1,082 | 373 | 4,645 | 11,061 | 569 | 1,591 | 1,508 | 24,000 | -- |
| Total, 2002 | 954 | 2,269 | 556 | 992 | 401 | 3,983 | 9,312 | 459 | 1,539 | 1,535 | -- | 22,000 |

^{1/} Clackamas, Linn and Multnomah counties. ^{2/} Gilliam, Grant, Hood River, Morrow, Sherman, Umatilla and Wasco counties.

Wine Grapes: Acreage changes and fruit not used or lost, as reported, by variety, Oregon, 2003 and 2002 totals

| Variety | New plantings | Removals | Harvested but not utilized | Not harvested | Fruit losses | | | |
|--------------------|---------------|--------------|----------------------------|---------------|--------------|-------------|-------------|-------------|
| | | | | | To animals | To disease | To weather | All losses |
| | <i>Acres</i> | <i>Acres</i> | <i>Tons</i> | <i>Tons</i> | <i>Tons</i> | <i>Tons</i> | <i>Tons</i> | <i>Tons</i> |
| Cabernet Franc | 5 | 2 | -- | 2 | 2 | -- | 5 | 7 |
| Cabernet Sauvignon | 5 | 14 | 2 | 45 | 17 | 5 | 14 | 36 |
| Chardonnay | 8 | 71 | 5 | 347 | 29 | 73 | 63 | 165 |
| Gewurztraminer | 3 | 1 | 1 | 34 | 11 | 8 | 14 | 33 |
| Merlot | 3 | 13 | 3 | 296 | 16 | 5 | 36 | 57 |
| Muller Thurgau | -- | 4 | -- | 15 | 1 | 10 | 4 | 15 |
| Pinot Blanc | 32 | 3 | -- | 14 | 3 | 12 | 1 | 16 |
| Pinot Gris | 16 | 23 | 8 | 71 | 33 | 182 | 144 | 359 |
| Pinot Noir | 220 | 60 | 102 | 507 | 135 | 86 | 324 | 545 |
| Sauvignon Blanc | 1 | -- | -- | 19 | 7 | -- | 1 | 8 |
| Semillon | 1 | -- | -- | 21 | 1 | -- | 80 | 81 |
| Syrah | 29 | -- | -- | 2 | 2 | 1 | 3 | 6 |
| White Riesling | 2 | 24 | 1 | 38 | 40 | 27 | 45 | 112 |
| Zinfandel | -- | 2 | -- | 104 | -- | 9 | 8 | 17 |
| All others | 75 | 21 | 7 | 6 | 3 | 2 | 31 | 36 |
| Total, 2003 | 400 | 238 | 129 | 1,521 | 300 | 420 | 773 | 1,493 |
| Total, 2002 | 572 | 273 | 136 | 1,580 | 137 | 85 | 1,751 | 1,973 |

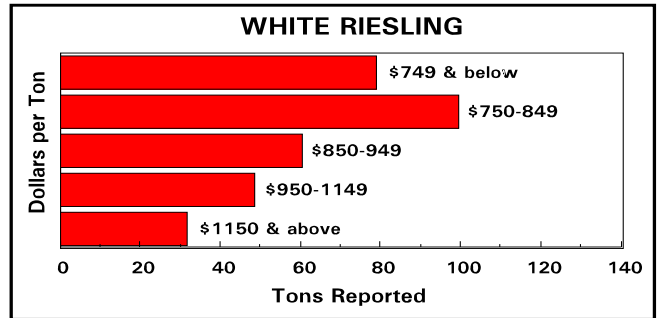
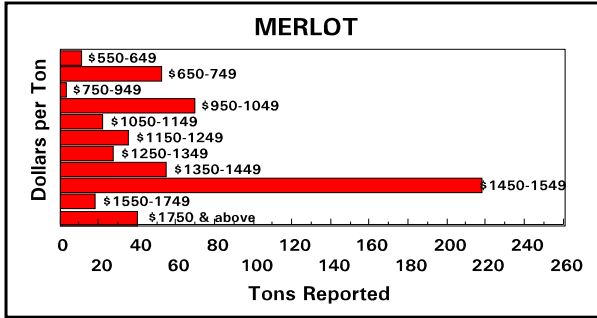
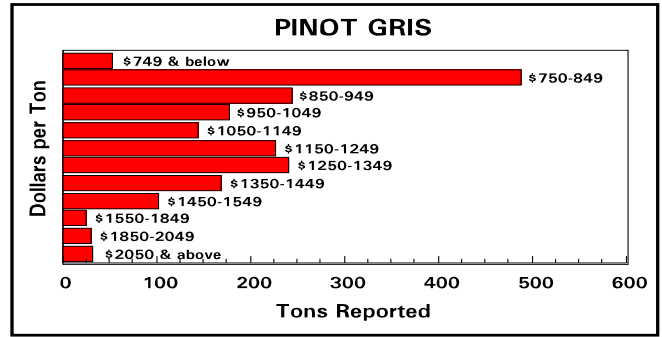
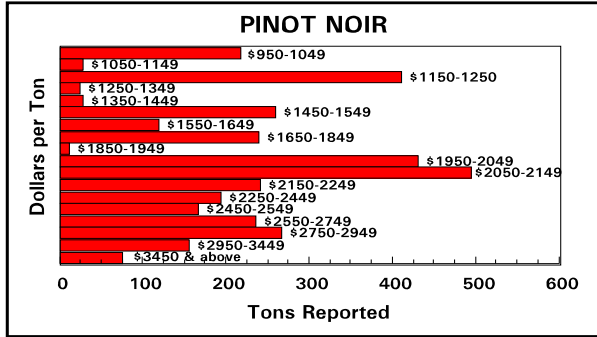
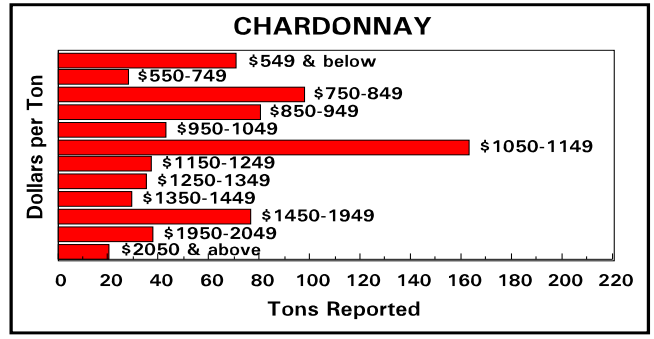

Wine Grapes: Use or sales, by destination and variety, Oregon, 2003 and 2002 totals

| Variety | Estate, home use, and not utilized | Oregon | Washington | Other states and foreign countries ^{1/} | All uses |
|--------------------|------------------------------------|--------|------------|--|----------|
| | | | | | |
| Cabernet Franc | 28 | 126 | 23 | 25 | 202 |
| Cabernet Sauvignon | 232 | 425 | 293 | 30 | 980 |
| Chardonnay | 833 | 771 | 70 | 74 | 1,748 |
| Gewurztraminer | 304 | 110 | -- | 29 | 443 |
| Merlot | 183 | 596 | 256 | 47 | 1,082 |
| Muller Thurgau | 153 | 99 | 1 | -- | 253 |
| Pinot Blanc | 208 | 134 | -- | 31 | 373 |
| Pinot Gris | 2,286 | 2,186 | 45 | 128 | 4,645 |
| Pinot Noir | 6,253 | 4,542 | 122 | 144 | 11,061 |
| Sauvignon Blanc | 40 | 82 | 35 | -- | 157 |
| Semillon | 55 | 10 | 25 | -- | 90 |
| Syrah | 98 | 369 | 102 | -- | 569 |
| White Riesling | 1,142 | 363 | 1 | 85 | 1,591 |
| Zinfandel | 29 | 60 | -- | -- | 89 |
| All others | 375 | 270 | 72 | -- | 717 |
| Total, 2003 | 12,219 | 10,143 | 1,045 | 593 | 24,000 |
| Total, 2002 | 11,271 | 9,006 | 1,237 | 486 | 22,000 |

^{1/} Includes unknown destinations outside Oregon.

Wine Grapes: Distribution of prices, as reported by Oregon Vineyards, 2003

These are reported prices received by Oregon vineyards only and do not include reported prices paid by Oregon wineries.



Oregon vineyard rootstock, as reported 2003

Oregon non-grape wine production, 2003

| | Percent of Total |
|----------------------|------------------|
| Self Rooted | 64.1 |
| Phylloxera-Resistant | |
| 101-14 | 13.3 |
| 1616 | 0.6 |
| 3309 | 17.9 |
| 420 A | 0.6 |
| 44-68 | 2.4 |
| 6 C | 1.7 |
| Riparia glabra | 6.4 |
| SO4 | 1.7 |
| Other | 2.4 |
| Total | 100.0 |

| | Gallons Produced |
|--------------|------------------|
| Apricot | 378 |
| Blackberry | 6,674 |
| Cherry | 877 |
| Honey | 667 |
| Loganberry | 1,966 |
| Marionberry | 678 |
| Peaches | 363 |
| Raspberry | 4,447 |
| Rhubarb | 1,019 |
| Other* | 3,623 |
| Total | 18,910 |

*Includes blueberry, boysenberry, cranberry, currant, pear, plum, and strawberry

Wineries: Number, crush, outshipments and cooperage, by area, Oregon, 2002- 2003 ^{1/}

| Area | All wineries ^{2/} | | Wineries crushing grapes | | Wine grapes crushed | | Crushed grapes shipped out of Oregon | | Total cooperage | |
|---------------------------------------|----------------------------|------------|--------------------------|------------|---------------------|---------------|--------------------------------------|------------|-----------------|--------------|
| | 2002 | 2003 | 2002 | 2003 | 2002 | 2003 | 2002 | 2003 | 2002 | 2003 |
| | Number | Number | Number | Number | Tons | Tons | Tons | Tons | 1,000 Gallons | |
| Douglas Co. | 12 | 14 | 10 | 12 | 542 | 640 | -- | 22 | 274 | 318 |
| Lane Co. | 15 | 14 | 12 | 12 | 2,527 | 2,414 | 209 | 202 | 693 | 699 |
| Marion Co. | 9 | 9 | 8 | 7 | 1,453 | 1,253 | -- | 18 | 322 | 317 |
| Polk Co. | 19 | 20 | 17 | 16 | 2,920 | 2,710 | 109 | 184 | 694 | 717 |
| Washington Co. | 16 | 14 | 16 | 14 | 1,866 | 1,336 | 33 | 24 | 661 | 645 |
| Yamhill Co. | 62 | 85 | 49 | 70 | 8,920 | 10,773 | -- | 310 | 2,226 | 3,042 |
| Other Willamette Valley ^{3/} | 22 | 24 | 21 | 22 | 1,030 | 1,184 | -- | -- | 399 | 437 |
| Rogue Valley ^{4/} | 13 | 13 | 11 | 12 | 1,503 | 1,383 | -- | 200 | 627 | 627 |
| All others ^{5/} | 8 | 8 | 6 | 5 | 144 | 167 | -- | -- | 68 | 68 |
| Total | 176 | 201 | 150 | 170 | 20,905 | 21,860 | 351 | 960 | 5,964 | 6,870 |

^{1/} Includes estimates for incomplete responses. ^{2/} Includes Growers Sales Privilege License holders (issued by the OLCC). ^{3/} Benton, Clackamas, Linn and Multnomah counties. ^{4/} Jackson and Josephine counties. ^{5/} Clatsop, Deschutes, Hood River, Tillamook and Umatilla counties.

Wineries: Number, crush, outshipments and cooperage, by Oregon growing area, 2002-2003 ^{1/}

| Growing area ^{2/} | All wineries ^{3/} | | Wineries crushing grapes | | Total wine grapes crushed | | Total cooperage | |
|---|----------------------------|------------|--------------------------|------------|---------------------------|---------------|-----------------|--------------|
| | 2002 | 2003 | 2002 | 2003 | 2002 | 2003 | 2002 | 2003 |
| | Number | Number | Number | Number | Tons | Tons | 1,000 gal. | 1,000 gal. |
| Applegate Valley | 6 | 6 | 5 | 6 | 253 | 185 | 79 | 81 |
| Columbia River Valley , Walla Walla and at large | 8 | 8 | 6 | 5 | 144 | 167 | 68 | 68 |
| North Willamette Valley | 120 | 143 | 106 | 120 | 15,797 | 16,608 | 3,903 | 4,760 |
| Rogue Valley | 7 | 7 | 6 | 6 | 1,250 | 1,198 | 548 | 546 |
| South Willamette Valley | 23 | 23 | 17 | 21 | 2,919 | 3,062 | 1,092 | 1,097 |
| Umpqua Valley | 12 | 14 | 10 | 12 | 542 | 640 | 274 | 318 |
| Total | 176 | 201 | 150 | 170 | 20,905 | 21,860 | 5,964 | 6,870 |

^{1/} Includes estimates for incomplete responses. ^{2/} See <http://www.oregonwine.org> for growing area descriptions.

^{3/} Includes Growers Sales Privilege License holders (issued by the OLCC).

Wineries: Crush, by variety and area, 2003 and 2002 totals ^{1/}

| Area | Cabernet Sauvignon | Char-donnay | Gewurz-traminer | Merlot | Muller Thurgau | Pinot Gris | Pinot Noir | Sauv-ignon Blanc | Syrah | White Riesling | All others | All varieties | |
|---------------------------------------|--------------------|--------------|-----------------|--------------|----------------|--------------|---------------|------------------|--------------|----------------|--------------|---------------|---------------|
| | | | | | | | | | | | | 2003 | 2002 |
| | | | | | | | | | | | | Tons | Tons |
| Douglas Co. | 61 | 54 | 14 | 53 | 18 | 43 | 175 | 5 | 35 | 60 | 122 | 640 | 542 |
| Lane Co. | 18 | 83 | 29 | 25 | 2 | 1,347 | 635 | 3 | 14 | 132 | 126 | 2,414 | 2,527 |
| Marion Co. | 5 | 94 | 40 | -- | 8 | 199 | 541 | 3 | 18 | 169 | 176 | 1,253 | 1,453 |
| Polk Co. | 18 | 216 | 16 | 34 | 7 | 559 | 1,668 | 25 | 25 | 27 | 115 | 2,710 | 2,920 |
| Washington Co. | 2 | 102 | 34 | 5 | 78 | 326 | 566 | 6 | -- | 185 | 32 | 1,336 | 1,866 |
| Yamhill Co. | 238 | 1,171 | 153 | 314 | 148 | 1,946 | 5,634 | 17 | 224 | 254 | 674 | 10,773 | 8,920 |
| Other Willamette Valley ^{2/} | 94 | 46 | 50 | 64 | 2 | 84 | 638 | 31 | 52 | 48 | 75 | 1,184 | 1,030 |
| Rogue Valley ^{3/} | 189 | 109 | 69 | 281 | -- | 166 | 178 | -- | 39 | 224 | 128 | 1,383 | 1,503 |
| All others ^{4/} | 24 | 18 | 3 | 13 | -- | 19 | 37 | 2 | 17 | 10 | 24 | 167 | 144 |
| Total, 2003 | 649 | 1,893 | 408 | 789 | 263 | 4,689 | 10,072 | 92 | 424 | 1,109 | 1,472 | 21,860 | -- |
| Total, 2002 | 443 | 2,277 | 432 | 979 | 324 | 4,058 | 9,462 | 89 | 358 | 879 | 1,604 | -- | 20,905 |
| Case equivalent ^{5/} | Cases | Cases | Cases | Cases | Cases | Cases | Cases | Cases | Cases | Cases | Cases | Cases | Cases |
| 2003 | 40,903 | 119,307 | 25,714 | 49,727 | 16,576 | 295,525 | 634,790 | 5,798 | 26,723 | 69,895 | 92,754 | 1,377,731 | -- |
| 2002 | 27,920 | 143,508 | 27,227 | 61,702 | 20,420 | 255,756 | 596,345 | 5,634 | 22,563 | 55,399 | 101,092 | -- | 1,317,567 |

^{1/} Includes estimates for incomplete responses. ^{2/} Benton, Clackamas, Linn and Multnomah counties. ^{3/} Jackson and Josephine counties. ^{4/} Clatsop, Deschutes, Hood River, Tillamook and Umatilla counties. ^{5/} Equivalent cases of wine production equals tons crushed times 150 gallons per ton divided by 2.38 cases per gallon.

Wineries: Crush, by type of acquisition and area, Oregon, 2003 and 2002 totals ^{1/}

| Area | Estate grown | Purchased | Custom crush | All crush, 2003 | All crush, 2002 |
|---------------------------------------|--------------|-----------|--------------|-----------------|-----------------|
| | Tons | Tons | Tons | Tons | Tons |
| Douglas Co. | 301 | 248 | 91 | 640 | 542 |
| Lane Co. | 1,043 | 943 | 428 | 2,414 | 2,527 |
| Marion Co. | 915 | 268 | 70 | 1,253 | 1,453 |
| Polk Co. | 927 | 392 | 1,391 | 2,710 | 2,920 |
| Washington Co. | 1,186 | 121 | 29 | 1,336 | 1,866 |
| Yamhill Co. | 5,725 | 4,086 | 962 | 10,773 | 8,920 |
| Other Willamette Valley ^{2/} | 479 | 159 | 546 | 1,184 | 1,030 |
| Rogue Valley ^{3/} | 618 | 486 | 279 | 1,383 | 1,503 |
| All others ^{4/} | 121 | 46 | -- | 167 | 144 |
| Total, 2003 | 11,315 | 6,749 | 3,796 | 21,860 | -- |
| Total, 2002 | 10,979 | 7,610 | 2,316 | -- | 20,905 |

^{1/} Includes estimates for incomplete responses. ^{2/} Benton, Clackamas, Linn and Multnomah counties.

^{3/} Jackson and Josephine counties. ^{4/} Clatsop, Deschutes, Hood River, Tillamook and Umatilla counties.

Wineries: Crush, by origin and variety, Oregon, 2002-2003 ^{1/}

| Variety | Oregon | | | | | | Grown in other states | | All crush | |
|--------------------|--------------|--------|--------------------|-------|------------------|--------|-----------------------|------|-----------|--------|
| | Estate grown | | Other Oregon grown | | All Oregon grown | | 2002 | 2003 | 2002 | 2003 |
| | 2002 | 2003 | 2002 | 2003 | 2002 | 2003 | | | | |
| | Tons | Tons | Tons | Tons | Tons | Tons | Tons | Tons | Tons | Tons |
| Cabernet Franc | 24 | 28 | 91 | 65 | 115 | 93 | -- | 71 | 115 | 164 |
| Cabernet Sauvignon | 209 | 228 | 103 | 221 | 312 | 449 | 131 | 200 | 443 | 649 |
| Chardonnay | 1,178 | 823 | 976 | 954 | 2,154 | 1,777 | 123 | 116 | 2,277 | 1,893 |
| Gewurztraminer | 274 | 290 | 58 | 103 | 332 | 393 | 100 | 15 | 432 | 408 |
| Merlot | 309 | 173 | 659 | 346 | 968 | 519 | 11 | 270 | 979 | 789 |
| Muller Thurgau | 233 | 154 | 91 | 109 | 324 | 263 | -- | -- | 324 | 263 |
| Pinot Blanc | 240 | 203 | 124 | 187 | 364 | 390 | -- | -- | 364 | 390 |
| Pinot Gris | 1,725 | 2,256 | 2,221 | 2,433 | 3,946 | 4,689 | 112 | -- | 4,058 | 4,689 |
| Pinot Noir | 5,756 | 5,972 | 3,706 | 4,100 | 9,462 | 10,072 | -- | -- | 9,462 | 10,072 |
| Sauvignon Blanc | 37 | 40 | 52 | 52 | 89 | 92 | -- | -- | 89 | 92 |
| Semillion | 14 | 38 | 5 | 4 | 19 | 42 | -- | 9 | 19 | 51 |
| Syrah | 46 | 83 | 198 | 196 | 244 | 279 | 114 | 145 | 358 | 424 |
| White Riesling | 538 | 651 | 337 | 447 | 875 | 1,098 | 4 | 11 | 879 | 1,109 |
| Zinfandel | 20 | 19 | 33 | 45 | 53 | 64 | 6 | 13 | 59 | 77 |
| All others | 376 | 357 | 555 | 285 | 931 | 642 | 116 | 148 | 1,047 | 790 |
| Total | 10,979 | 11,315 | 9,209 | 9,547 | 20,188 | 20,862 | 717 | 998 | 20,905 | 21,860 |

^{1/} Includes estimates for incomplete responses.

Wineries: Crush, by variety, still and sparkling, Oregon, 2002-2003 ^{1/}

| Variety | Still wines | | Sparkling wines | | All Uses | |
|--------------------|-------------|--------|-----------------|------|----------|--------|
| | 2002 | 2003 | 2002 | 2003 | 2002 | 2003 |
| | Tons | Tons | Tons | Tons | Tons | Tons |
| Cabernet Franc | 115 | 164 | -- | -- | 115 | 164 |
| Cabernet Sauvignon | 443 | 649 | -- | -- | 443 | 649 |
| Chardonnay | 2,079 | 1,814 | 198 | 79 | 2,277 | 1,893 |
| Gewurztraminer | 432 | 408 | -- | -- | 432 | 408 |
| Merlot | 979 | 789 | -- | -- | 979 | 789 |
| Muller Thurgau | 324 | 263 | -- | -- | 324 | 263 |
| Pinot Blanc | 364 | 390 | -- | -- | 364 | 390 |
| Pinot Gris | 4,058 | 4,689 | -- | -- | 4,058 | 4,689 |
| Pinot Noir | 9,389 | 9,997 | 73 | 75 | 9,462 | 10,072 |
| Sauvignon Blanc | 89 | 92 | -- | -- | 89 | 92 |
| Semillon | 19 | 51 | -- | -- | 19 | 51 |
| Syrah | 358 | 424 | -- | -- | 358 | 424 |
| White Riesling | 855 | 1,109 | 24 | -- | 879 | 1,109 |
| Zinfandel | 59 | 77 | -- | -- | 59 | 77 |
| All Others | 1,042 | 738 | 5 | 52 | 1,047 | 790 |
| Total | 20,605 | 21,794 | 300 | 206 | 20,905 | 21,860 |

^{1/} Includes estimates for incomplete responses.

Wineries: Inventory, variety and wine type, Oregon, January 1, 2003 and 2004 ^{1/ 2/}

| Variety and wine type | January 1, 2003 | | | | | January 1, 2004 | | | | |
|----------------------------------|-----------------------------|------------------|---------------------------------|---------------------------------|----------------------|-----------------------------|------------------|---------------------------------|---------------------------------|----------------------|
| | 2002 crush ^{3/} | 2001 vintage | 2000 and earlier vintages | 2001 and earlier vintages | Share of total | 2003 crush ^{3/} | 2002 vintage | 2001 and earlier vintages | 2002 and earlier vintages | Share of total |
| | <i>Gallons</i> | <i>Cases</i> | <i>Cases</i> | <i>Cases</i> | <i>Percent</i> | <i>Gallons</i> | <i>Cases</i> | <i>Cases</i> | <i>Cases</i> | <i>Percent</i> |
| Cabernet Franc | 17,250 | 3,293 | 1,972 | 5,265 | 0.3 | 24,600 | 7,147 | 3,606 | 10,753 | 0.6 |
| Cabernet Sauvignon | 66,450 | 56,302 | 60,750 | 117,052 | 6.9 | 97,350 | 26,121 | 99,855 | 125,976 | 7.1 |
| Chardonnay | 341,550 | 99,460 | 81,753 | 181,213 | 10.7 | 283,950 | 102,654 | 66,408 | 169,062 | 9.5 |
| Gewurztraminer | 79,800 | 5,566 | 7,143 | 12,709 | 0.8 | 61,200 | 20,378 | 3,574 | 23,952 | 1.3 |
| Merlot | 131,850 | 74,126 | 64,686 | 138,812 | 8.2 | 118,350 | 57,708 | 95,546 | 153,254 | 8.6 |
| Muller Thurgau | 48,600 | 21,728 | 3,424 | 25,152 | 1.5 | 39,450 | 17,676 | 16,660 | 34,336 | 1.9 |
| Pinot Blanc | 54,600 | 14,616 | 6,355 | 20,971 | 1.2 | 58,500 | 12,575 | 14,840 | 27,415 | 1.5 |
| Pinot Gris | 578,700 | 171,583 | 40,702 | 212,285 | 12.5 | 703,350 | 179,177 | 54,318 | 233,495 | 13.1 |
| Pinot Noir | 1,404,150 | 542,889 | 163,887 | 706,776 | 41.7 | 1,510,800 | 513,175 | 266,824 | 779,999 | 43.7 |
| Sauvignon Blanc | 13,350 | 3,018 | 3,334 | 6,352 | 0.4 | 13,800 | 5,259 | 3,762 | 9,021 | 0.5 |
| Semillon | 2,850 | 341 | 808 | 1,149 | 0.1 | 7,650 | 919 | 854 | 1,773 | 0.1 |
| Syrah | 53,700 | 11,417 | 1,518 | 12,935 | 0.8 | 63,600 | 18,114 | 6,762 | 24,876 | 1.4 |
| White Riesling | 176,850 | 33,258 | 1,190 | 34,448 | 2.0 | 166,350 | 30,558 | 10,125 | 40,683 | 2.3 |
| Zinfandel | 8,850 | 5,383 | 1,571 | 6,954 | 0.4 | 11,550 | 3,059 | 4,795 | 7,854 | 0.4 |
| Other red varietals | 4/ | 4,332 | 13,132 | 17,464 | 1.0 | 4/ | 7,523 | 6,568 | 14,091 | 0.8 |
| Other white varietals | 4/ | 10,505 | 7,419 | 17,924 | 1.1 | 4/ | 6,261 | 4,859 | 11,120 | 0.6 |
| Red blends | 4/ | 37,236 | 6,906 | 44,142 | 2.6 | 4/ | 8,688 | 9,792 | 18,480 | 1.0 |
| White blends | 4/ | 12,062 | 2,270 | 14,332 | 0.8 | 4/ | 8,819 | 3,992 | 12,811 | 0.7 |
| Blush blends | 4/ | 7,253 | 1,818 | 9,071 | 0.5 | 4/ | 1,659 | 1,056 | 2,715 | 0.2 |
| Other still wines ^{5/} | 157,200 | 12,748 | 31,134 | 43,882 | 2.6 | 118,500 | 10,036 | 9,425 | 19,461 | 1.1 |
| All sparkling wines | 4/ | 18,527 | 46,612 | 65,139 | 3.8 | 4/ | 22,393 | 39,727 | 62,120 | 3.5 |
| Total | 3,135,750 | 1,145,642 | 548,385 | 1,694,027 | 100.0 | 3,279,000 | 1,059,899 | 723,348 | 1,783,247 | 100.0 |
| Equivalent gallons ^{6/} | <i>Cases</i> | <i>Gallons</i> | <i>Gallons</i> | <i>Gallons</i> | | <i>Cases</i> | <i>Gallons</i> | <i>Gallons</i> | <i>Gallons</i> | |
| Total | 1,317,567 | 2,726,629 | 1,305,155 | 4,031,784 | -- | 1,377,731 | 2,522,560 | 1,721,568 | 4,244,128 | -- |

^{1/} Includes estimates for incomplete responses. ^{2/} Includes bonded and tax-paid inventory, regardless of location within Oregon, owned by wineries.

^{3/} Figures are published estimates converted from tons to gallons. ^{4/} Included in other still wines. ^{5/} Includes fruit and berry wines. ^{6/} Equivalent cases of wine production equals tons crushed times 150 gallons per ton divided by 2.38 cases per gallon.

Wineries: Sales, by variety and wine type, Oregon, 2002-2003 ^{1/}

| Variety and wine type | 2002 | | 2003 | |
|-----------------------|------------------|----------------|------------------|----------------|
| | Sales | Share of total | Sales | Share of total |
| Still wines: | <i>Cases</i> | <i>Percent</i> | <i>Cases</i> | <i>Percent</i> |
| Cabernet Franc | 2,162 | 0.2 | 1,516 | 0.1 |
| Cabernet Sauvignon | 17,159 | 1.6 | 18,726 | 1.6 |
| Chardonnay | 141,810 | 13.2 | 142,070 | 11.8 |
| Gewurztraminer | 14,971 | 1.4 | 16,041 | 1.3 |
| Merlot | 31,200 | 2.9 | 41,646 | 3.5 |
| Muller Thurgau | 9,769 | 0.9 | 8,594 | 0.7 |
| Pinot Blanc | 12,487 | 1.2 | 15,671 | 1.3 |
| Pinot Gris | 172,709 | 16.1 | 222,300 | 18.5 |
| Pinot Noir | 447,715 | 41.7 | 527,796 | 44.0 |
| Sauvignon Blanc | 3,686 | 0.3 | 2,924 | 0.2 |
| Semillon | 1,246 | 0.1 | 278 | 0.0 |
| Syrah | 3,901 | 0.4 | 10,158 | 0.8 |
| White Riesling | 81,484 | 7.6 | 46,123 | 3.8 |
| Zinfandel | 1,997 | 0.2 | 2,281 | 0.2 |
| Red Blends | 26,047 | 2.4 | 28,515 | 2.4 |
| White Blends | 25,947* | 2.4 | 25,232 | 2.1 |
| Blush Blends | 10,844 | 1.0 | 7,187 | 0.6 |
| Other still wines | 53,681* | 5.1 | 66,026 | 5.5 |
| All sparkling wines | 14,362 | 1.3 | 16,002 | 1.3 |
| Total | 1,073,177 | 100.0 | 1,199,086 | 100.0 |

^{1/} Includes estimates for incomplete responses.

* Revised

Wineries: Sales, by destination, variety and wine type, Oregon, 2003 and 2002 totals ^{1/}

| Variety and wine type | Oregon | Washington | Other U.S. | Canada | Japan | Other Asia | Australia | Other Europe | UK and France | Other export ^{2/} | All wine sales |
|-----------------------|----------------|---------------|----------------|---------------|---------------|--------------|------------|--------------|---------------|----------------------------|------------------|
| | Cases | Cases | Cases | Cases | Cases | Cases | Cases | Cases | Cases | Cases | Cases |
| Cabernet Franc | 1,218 | 67 | 231 | -- | -- | -- | -- | -- | -- | -- | 1,516 |
| Cabernet Sauvignon | 16,166 | 733 | 1,827 | -- | -- | -- | -- | -- | -- | -- | 18,726 |
| Chardonnay | 90,038 | 7,186 | 44,065 | 265 | -- | 15 | -- | 39 | 102 | 360 | 142,070 |
| Gewurztraminer | 12,312 | 784 | 2,945 | -- | -- | -- | -- | -- | -- | -- | 16,041 |
| Merlot | 23,239 | 3,224 | 14,755 | 144 | 284 | -- | -- | -- | -- | -- | 41,646 |
| Muller Thurgau | 6,444 | 1,072 | 1,078 | -- | -- | -- | -- | -- | -- | -- | 8,594 |
| Pinot Blanc | 11,408 | 778 | 3,311 | 174 | -- | -- | -- | -- | -- | -- | 15,671 |
| Pinot Gris | 100,702 | 16,776 | 96,657 | 2,113 | 1,323 | 200 | -- | 355 | 1,400 | 2,774 | 222,300 |
| Pinot Noir | 207,543 | 24,777 | 269,064 | 8,240 | 6,352 | 2,930 | -- | 1,814 | 3,854 | 3,222 | 527,796 |
| Sauvignon Blanc | 2,479 | 120 | 325 | -- | -- | -- | -- | -- | -- | -- | 2,924 |
| Semillon | 272 | 6 | -- | -- | -- | -- | -- | -- | -- | -- | 278 |
| Syrah | 7,854 | 337 | 1,847 | 65 | 55 | -- | -- | -- | -- | -- | 10,158 |
| White Riesling | 40,260 | 3,902 | 1,951 | -- | 10 | -- | -- | -- | -- | -- | 46,123 |
| Zinfandel | 1,981 | 88 | 212 | -- | -- | -- | -- | -- | -- | -- | 2,281 |
| Red Blends | 22,342 | 1,318 | 4,129 | 26 | 700 | -- | -- | -- | -- | -- | 28,515 |
| White Blends | 13,165 | 623 | 11,081 | 242 | -- | -- | -- | -- | -- | 121 | 25,232 |
| Blush Blends | 6,595 | 190 | 402 | -- | -- | -- | -- | -- | -- | -- | 7,187 |
| All other Still Wine | 51,779 | 1,997 | 7,066 | -- | 5,184 | -- | -- | -- | -- | -- | 66,026 |
| All Sparkling Wine | 10,891 | 343 | 4,768 | -- | -- | -- | -- | -- | -- | -- | 16,002 |
| Total, 2003 | 626,688 | 64,321 | 465,714 | 11,269 | 13,908 | 3,145 | -- | 2,208 | 5,356 | 6,477 | 1,199,086 |
| Total, 2002 | 552,223 | 71,787 | 413,869 | 13,679 | 3,487* | 782 | 138 | 3,298 | 1,626 | 12,288* | 1,073,177 |

^{1/} Includes estimates for incomplete responses. ^{2/} Includes undesignated or unknown destinations. * Revised

Provided by:

Cooperating with:

Oregon Agricultural Statistics Service
 Janice A. Goodwin, State Statistician
 Laura Burgess, Agricultural Statistician

Oregon Wine Growers Association
 Oregon Department of Agriculture

Copies of this publication are available by contacting the Oregon Agricultural Statistics Service, 1220 SW 3rd Ave., Room 1735, Portland, Oregon 97204-2899, (503-326-2131 in Portland or 1-800-338-2157). For more details, please call Laura Burgess or see our Internet Home Page: <http://www.nass.usda.gov/or>